



Communicating!

Name three different ways that we can communicate:

1. _____
2. _____
3. _____

Use the pictures on this page as hints...



The Body Language Game

Find a buddy and see how many different feelings that you can come up with. Examples of feelings are – happy, sad, angry, etc... See if you can act out all of the feelings that you listed.



Communicating!

Name three different ways that we can communicate:

1. Talking, singing, etc
2. Facial expressions, body language, motions, etc
3. Written communication – books, emails, newspapers, etc

One other way is visual communication – art, maps, photographs, etc

Use the pictures on this page as hints...




The Body Language Game

Find a buddy and see how many different feelings that you can come up with. Examples of feelings are – happy, sad, angry, etc... See if you can act out all of the feelings that you listed.

Some answers might be...

Happy, sad, frustrated, angry, surprised, scared, nervous, relaxed, tired, miserable, guilty, proud, etc...

L-I-S-T-E-N Closing



Materials:

Cards for Cub Scouts with the letters L-I-S-T-E-N on the front and the text on the back, word strip for Cub Scout #1.

Cub Scout #1: In this age of busy life and fast communication, we sometimes forget one of the most important parts of communication...

Cub Scout #2: L - Let's all take a minute before we hurry on our way.

Cub Scout #3: I - If you remember this message, it will help you every day.

Cub Scout #4: S - Sometimes people find it hard to communicate with those around.

Cub Scout #5: T - They can solve this problem with one word we've found.

Cub Scout #6: E - Everyone, stop and read our message now.

Cub Scout #7: N - Needless to say--to communicate--we've just told you how!


All Cub Scouts: LISTEN!



Cub Scout #2:

L - Let's all take a minute before we hurry on our way.

After Cub Scout #7, all Cub Scouts say "LISTEN!"



Cub Scout #3: I - If you remember this message, it will help you every day.

After Cub Scout #7, all Cub Scouts say “LISTEN!”

S

Cub Scout #4: S - Sometimes people find it hard to communicate with those around.

After Cub Scout #7, all Cub Scouts say “LISTEN!”

T

Cub Scout #5: T - They can solve this problem with one word we've found.

After Cub Scout #7, all Cub Scouts say "LISTEN!"

E

Cub Scout #6: E - Everyone, stop and read our message now.

After Cub Scout #7, all Cub Scouts say “LISTEN!”

n

Cub Scout #7: N - Needless to say--to
communicate--we've just told you how!

After Cub Scout #7, all Cub Scouts say "LISTEN!"

Cheer for Cub Scouts Opening

Materials:

Flag



Cubmaster:

Welcome to Cub Scouts today! I am so glad that you are here today... so glad that I think we should give a cheer.

[Divide the Cub Scout into two groups to do the Cub Scout Cheer.]

First group says: We like Cub Scouts, yes we do. We like Cub Scouts, how about you? [they point to the second group]

Second group says: We like Cub Scouts, yes we do! We like Cub Scouts, how about you? [they point to the first group]

[Continue for two rounds...]

Cubmaster:

We all like Cub Scouts! And today we're going to start off our fun by saying the Pledge of Allegiance and the Scout Oath.

“HELLO” Opening

Materials:

Cut word strips for the Cub Scout parts (see page 2). You may adjust the languages and number of Cub Scouts accordingly.



Cubmaster:

“Welcome to our meeting. In the world, you can find Scouts in 186 countries and 26 territories. There are many languages spoken in those countries but you can always hear a Scout greeting you with a “hello” and a big smile. Let’s each say the greeting after each Cub Scout says it.

Cub Scout #1: In Spanish, it’s Hola (OH-lah). (Entire pack says, “Hola”)

Cub Scout #2: In French, it’s Bonjour (bohn-ZHOOR). (Entire pack says “Bonjour”)

Cub Scout #3: In German, it’s Guten Tag (GOOT-en Tahg). (Entire pack says “Guten Tag”)

Cub Scout #4: In Mandarin, it’s Ni hao (nee-HOW). (Entire pack says “Ni hao”)

Cub Scout #5: In Russian, it’s Zdravstvuite (ZzDrast-vet-yah). (Entire pack says “Zdravstvuite”)

Cub Scout #6: In Swahili, it’s Jambo (JAM-bo). (Entire pack says “Jambo”)

Cub Scout #7: In Arabic, it’s Al salaam a’alaykum (AHL sah-LAHM-ah ah-LAY-koom). (Entire pack says “Alsalaam a’alakum”)

Cub Scout #8: In Hindi, it’s Nahmaste (nah-mah-STAY). (Entire pack says “Nahmaste”)

Cub Scout #9: In Hebrew, it’s Shalom (Sha-LOHM). (Entire pack says “Shalom”)

Cub Scout #10: In Hawaiian, it’s Aloha (ah-LOW-ha). (Entire pack says “Aloha”)

Cubmaster: “No matter where you go or how you say it, you can count on being greeted by a Scout who says ‘Hello!’”

Word Strips to cut for “Hello” Opening:

Cub Scout #1: In Spanish, it’s Hola (OH-lah).

Cub Scout #2: In French, it’s Bonjour (bohn-ZHOOR).

Cub Scout #3: In German, it’s Guten Tag (GOOT-en Tahg).

Cub Scout #4: In Mandarin, it’s Ni hao (nee-HOW).

Cub Scout #5: In Russian, it’s Zdravstvuite (ZzDrast-vet-yah).

Cub Scout #6: In Swahili, it’s Jambo (JAM-bo).

Cub Scout #7: In Arabic, it’s Al salaam a’alaykum (AHL sah-LAHM-ah ah-LAY-koom).

Cub Scout #8: In Hindi, it’s Nahmaste (nah-mah-STAY).

Cub Scout #9: In Hebrew, it’s Shalom (Sha-LOHM).

Cub Scout #10: In Hawaiian, it’s Aloha (ah-LOW-ha).

Word Strips to cut for “Hello” Opening:

Cub Scout #1: In Spanish, it’s Hola (OH-lah).

Cub Scout #2: In French, it’s Bonjour (bohn-ZHOOR).

Cub Scout #3: In German, it’s Guten Tag (GOOT-en Tahg).

Cub Scout #4: In Mandarin, it’s Ni hao (nee-HOW).

Cub Scout #5: In Russian, it’s Zdravstvuite (ZzDrast-vet-yah).

Cub Scout #6: In Swahili, it’s Jambo (JAM-bo).

Cub Scout #7: In Arabic, it’s Al salaam a’alaykum (AHL sah-LAHM-ah ah-LAY-koom).

Cub Scout #8: In Hindi, it’s Nahmaste (nah-mah-STAY).

Cub Scout #9: In Hebrew, it’s Shalom (Sha-LOHM).

Cub Scout #10: In Hawaiian, it’s Aloha (ah-LOW-ha).

Scouts from Far and Near Closing

Materials:

Displays brought by Webelos Scouts about Scouting in other countries

Cubmaster or Den leader:

This month we have been reminded that a Scout is friendly. That means not only being friendly to our best friends, but friendly to everyone.

Let's listen to what some of our Webelos Scouts have learned about Scouts from all over the world. [Choose two or three Webelos Scouts to share what they learned about worldwide Scouting.]