

Cub Scout Den Meeting Outline

Month: **July**

Week: **3**

Point of the Scout Law: **Brave**

	Tiger	Wolf	Bear	Webelos	Arrow of Light
Before the Meeting	Gather materials for gathering and other activities, games and have home assignments (if any) ready.	Gather materials for gathering and other activities, games and have home assignments (if any) ready.	Gather materials for gathering and other activities, games and have home assignments (if any) ready.	Gather materials for gathering and other activities, games and have home assignments (if any) ready.	Gather materials for gathering and other activities, games and have home assignments (if any) ready.
Gathering	Hidden Pictures: Bears Fishing				
Opening	I Made A Promise Opening				
Games	Hero Charades, Pass the Ball				
Activity	My Hero				
Business items/Take home	None	None	None	None	None
Closing	Loyal to Your Friends Closing				
After the meeting					

Materials:

Gathering: copies of Hidden pictures, pencils

Opening: opening word strips

Games: ball, charade idea word strips

Activity: hero sheets, crayons/markers

Closing: None

Home assignments: None

Copies:

Hidden Pictures – Bears Fishing

I Made a Promise Opening word strips

Hero Charade Idea strips

My Hero Sheet

Advancement:

Tiger - None

Wolf – None

Bear – None

Webelos – None

Arrow of Light – None

Bears Fishing

By Kit Wray



In this big picture find the ring, puppy, horseshoe, nail, mushroom, needle, mitten, pigeon, lizard, mug, snake, and bottle.

Can you find these
Hidden Pictures®



horseshoe



bottle



pigeon



ring



mug



snake



nail



puppy



lizard



mushroom



mitten



needle

I Made A Promise Opening

Materials:

Word strips for the Cub Scout lines

Cub Scout #1: I made a promise... I said that whatever I did I would do the best I could.

Cub Scout #2: I made a promise... to serve my God and my country the best I could.

Cub Scout #3: I made a promise... to help other people the best I could.

Cub Scout #4: I made a promise... to obey the Scout Law the best I could.

Cub Scout #5: I have done my best, and I will do my best because I am the best... I am a Cub Scout.

Cubmaster: Please join us in the Pledge of Allegiance and the Scout Oath and Law.



I Made a Promise Opening Word Strips

[Use scissors to cut these word strips and then distribute to the Cub Scouts that will be participating in the opening ceremony]

Cub Scout #1: I made a promise... I said that whatever I did I would do the best I could.

Cub Scout #2: I made a promise... to serve my God and my country the best I could.

Cub Scout #3: I made a promise... to help other people the best I could.

Cub Scout #4: I made a promise... to obey the Scout Law the best I could.

Cub Scout #5: I have done my best, and I will do my best because I am the best... I am a Cub Scout.

Hero Charades

Materials:

Slips of paper with heroes' job titles written on them
(suggestions: police officer, firefighter, teacher, Cub Scout leader, astronaut, librarian, doctor, search and rescue, lifeguard)



Instructions:

1. Divide the group into two teams.
2. A player from a team draws a slip of paper and acts out the part in front of both teams.
3. The first team to guess correctly scores a point. When the correct answer is given, the player who acted stands straight and the rest of the group salutes him.
4. Teams take turns acting out the heroes.
5. Try to make sure all players have a chance to act.

Hero Charade Ideas

(Cut into strips so that Cub Scouts can choose one to act out)

Police Officer

Mail Carrier

Firefighter

Volunteers

Teacher

Soldiers

Ambulance Driver

Mayor

Cub Scout leader

Judge

Astronaut

Garbage Collector

Librarian

Secretary

Doctor

Farmer

Nurse

Blood Donor

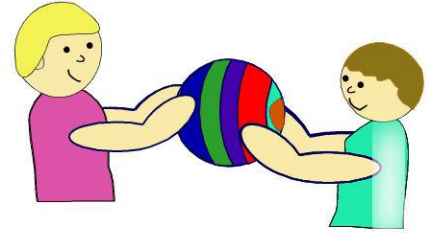
Lifeguard

Surgeon

Paramedic

Park Ranger

Pass the Ball



Materials:

a ball for each team

This is a circle ball-passing game. It's played with two teams of equal size arranged in rings. Each team's goal is to move the ball around the ring five times. Adding difficult passing methods and stunts makes the game more challenging and allows the leader to adjust the difficulty to the level of the players. The Cub Scouts will learn a bit about teamwork and cooperation as well as passing and catching skills.

Each team should choose a captain and then form a circle ranging from 3 to 6 feet depending on the skills of the players. Each captain holds a playground ball.

At the signal the game begins with each captain throwing the ball to the player on his right. Players continue to pass the ball to the right as quickly as possible. When the ball has made a full trip around the circle and is back with the captain, he shouts, "One!" and keeps on passing the ball. The captains count each round. If the ball is dropped, it is returned to the captain and the round starts over.

Remember to add difficulty to the game – add a different passing method or stunt to make passing the ball more difficult as it travels around the circle (some ideas could be – toss underhand, a high toss, a super slow toss, a handoff, etc).

My Hero

(instructions)

Materials:


Blank "My Hero" sheet



Instructions:

Explain to the Cub Scouts that they have a hero on this paper that is ready to fight against whatever it is they would like their hero to fight against. Maybe their hero fights against bullies and mean kids at school. Maybe their hero fights criminals and robbers.

Have the Cub Scouts use their imaginations and creativity to complete the drawing of their hero. What are his or her strengths? What does he or she do best? What words might this hero like to say?

Make sure they put the name for the hero either at the top or at the bottom of the page.





Loyal to Your Friends Closing

Materials:

None

Cubmaster:

We love having friends. We like to play games with our friends and spending time with our friends. Sometimes friends need help. True and good friends help us and support us. They are loyal to us and loyal to our friendship.

Loyal friends can help us do the right thing, even if you're not sure it will work. Go do your best to be the best friend that you can be!

