

Cub Scout Den Meeting Outline

Month: **June**

Week: **4**

Point of the Scout Law: **Obedient**

	Tiger	Wolf	Bear	Webelos	Arrow of Light
Before the Meeting	Gather materials for gathering and other activities, games and have home assignments (if any) ready.	Gather materials for gathering and other activities, games and have home assignments (if any) ready.	Gather materials for gathering and other activities, games and have home assignments (if any) ready.	Gather materials for gathering and other activities, games and have home assignments (if any) ready.	Gather materials for gathering and other activities, games and have home assignments (if any) ready.
Gathering	Travel the USA Scramble				
Opening	Travel Safety Opening				
Activity	American ABCs Relay				
Game	Clothespin Tag				
Business items/Take home	None	None	None	None	None
Closing	I Will Use Closing				
After the meeting					

Materials:

Gathering: copies of Travel the USA Scramble, crayons/markers

Opening: flag

Activity: masking tape

Game: clothespins

Closing: word strips

Home assignments: None

Advancement:

Tiger - None

Wolf – None

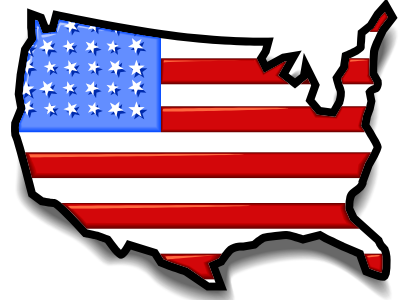
Bear – None

Webelos – None

Arrow of Light – None

Travel the USA Scramble

Figure out the name of the state from the scrambled letters:



TSAXE _____

WEN KORY _____

WAIHAI _____

MKAOHLOA _____

FLROIAD _____

AHTU _____

NOGERO _____

ASKLAA _____

ATNMONA _____

OOHI _____

IVRGAINI _____

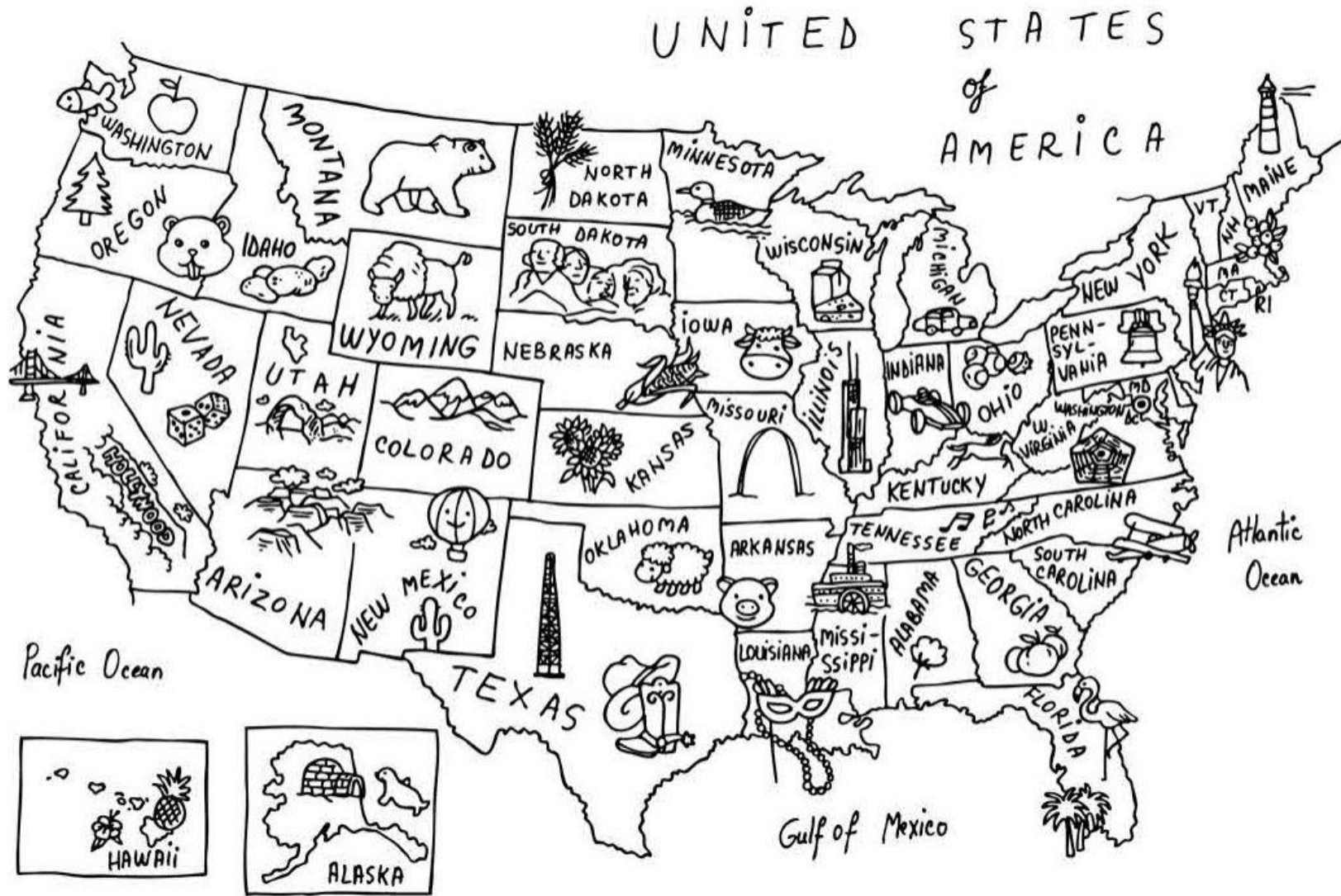
OUANLIASI _____

VADNEA _____

ENAMI _____

UCKYEKNT _____

Color the Map!



Travel the USA Scramble




Figure out the name of the state from the scrambled letters:

TSAXE

TEXAS

WEN KORY

NEW YORK

WAIHAI

HAWAII

MKAOHLOA

OKLAHOMA

FLROIAD

FLORIDA

AHTU

UTAH

NOGERO

OREGON

ASKLAA

ALASKA

ATNMONA

MONTANA

OOHI

OHIO

IVRGAINI

VIRGINIA

OUANLIASI

LOUISIANA

VADNEA

NEVADA

ENAMI

MAINE

UCKYEKNT

KENTUCKY

Travel Safety Opening

Materials:

Flag

Cubmaster or den leader:

We all like to travel and visit people and places.

When we travel in a car – what is something that we should put on to help keep us safe? [seat belt]

When we travel on a bicycle – what is something that we should put on to help keep us safe? [helmet]

When we travel on an airplane – what is something that we should put on to help keep us safe? [seat belt]

In what other ways can we be safe as we travel?

[Cub Scout answers will vary.] In a car, we can keep noise down in the car so that we don't distract the driver. We can help make sure that the car is in good condition to go somewhere – are the tires and brakes working? When we get out of a car – don't get out on a side where there is lots of traffic. Exit out the other door.

When we travel on airplanes, buses or trains we can work to stay together with our parents or with those that we are traveling. Watch your suitcase. Listen to other people that are giving you safety instructions. Remember what they tell you.

Let's remember to always do our best to be safe by joining me in the Pledge of Allegiance and the Scout Oath.



Clothespin Tag

Materials:

Clothespins (wooden or plastic) – at least 2 for every Cub Scout

Instructions:

Each Cub Scout is given two clothespins to attach to a sleeve.



Tag is played as normal, however, instead of simply tagging someone, players have to take a clothespin off of another player and then add it to one of their sleeves. When all of a player's clothespins are gone, they are out of the game. The winner is the person left in the games with all of the clothespins.

Variations:

1) Clothespins could be distributed at the beginning slightly differently. Webelos Scouts could receive 2 clothespins, Bears could start with 3 clothespins, Wolves and Tiger could each start with 4 clothespins.

2) Before distributing clothespins, put a mark (small dot) on the inside of one of the clothespins, making sure the Cub Scouts are unaware of the marking. Play the game for a set amount of time (rather than until all but one player is out). At the end of that time period, whoever has the marked clothespin is the winner.

American ABCs Relay

Materials:

Masking tape (optional) for marking lines

Instructions:

1. Divide the dens into equal sized teams.
2. Make a starting for all teams to line up along. Leaders will stand 10 to 15 feet away and Cub Scouts will run to the leaders (not each team needs to have a leader).
3. On "Go" the first player in each team of Cub Scouts runs from the starting point to a leader standing 10-15 feet away. He will touch the leader and then says the name of a state in the United States.
4. When the leader accepts the state that the Cub Scout says, then the leader nods and the Cub Scout runs back to the starting point and tags the next Cub Scout in line. The second and other players do the same thing as the first player, but must not name a state that the player in front of him said.
5. The first team to be finished wins.



I Will Use Closing

Have the Cub Scout read the following lines (lines ready to cut into strips are on the following page). When all Cub Scouts have read their line, say the following, "Thank you for coming to our Cub Scout meeting today. We will see you next time."

Cub Scout #1: This is my country. I will use my eyes to see the beauty of this land.

Cub Scout #2: I will use my ears to hear its sounds.

Cub Scout #3: I will use my mind to think what I can do to make it more beautiful.

Cub Scout #4: I will use my hands to serve and care for it.

Cub Scout #5: And with my heart, I will honor it.

“I Will Use Closing” Word Strips

Cut the following lines into strips for each Cub Scout to read:

Cub Scout #1: This is my country. I will use my eyes to see the beauty of this land.

Cub Scout #2: I will use my ears to hear its sounds.

Cub Scout #3: I will use my mind to think what I can do to make it more beautiful.

Cub Scout #4: I will use my hands to serve and care for it.

Cub Scout #5: And with my heart, I will honor it.

“I Will Use Closing” Word Strips

Cut the following lines into strips for each Cub Scout to read:

Cub Scout #1: This is my country. I will use my eyes to see the beauty of this land.

Cub Scout #2: I will use my ears to hear its sounds.

Cub Scout #3: I will use my mind to think what I can do to make it more beautiful.

Cub Scout #4: I will use my hands to serve and care for it.

Cub Scout #5: And with my heart, I will honor it.