

Cub Scout Den Meeting Outline

Month: **March**

Week: **1**

Point of the Scout Law: **Trustworthy**

	Tiger	Wolf	Bear	Webelos	Arrow of Light
Before the Meeting	Gather materials for gathering and other activities, games and have home assignments (if any) ready.	Gather materials for gathering and other activities, games and have home assignments (if any) ready.	Gather materials for gathering and other activities, games and have home assignments (if any) ready.	Gather materials for gathering and other activities, games and have home assignments (if any) ready.	Gather materials for gathering and other activities, games and have home assignments (if any) ready.
Gathering	Design a Badge				
Opening	Looking for Truth Opening				
Activity	4 Cs Discussion (Outdoor Code)				
Game	Oh Deer				
Business items/Take home	None	Call of the Wild 1 Council Fire 2	Bear Necessities 1,4	None	Outdoorsman B1
Closing	A Detective's Job Closing				
After the meeting					

Materials:

Gathering: badges to cut out, scissors, crayons/markers, pencils

Opening: flag, lines to cut/read

Activity: instructions, 4Cs cards

Game: instructions

Closing:

Home assignments: See home assignment sheets

Advancement:

Tiger – Tigers in the Wild 3

Wolf – Call of the Wild 3, Paws on the Path 4

Bear – None

Webelos – Webelos Walkabout 4

Arrow of Light – Outdoorsman B4

Design a Badge Instructions

Materials:


Badge for each Cub Scout

Crayons/Markers

Transparent tape

Safety pins (large enough to put tape through)

Scissors

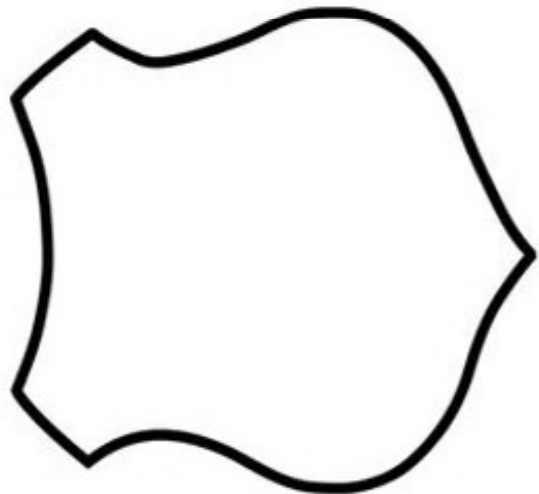
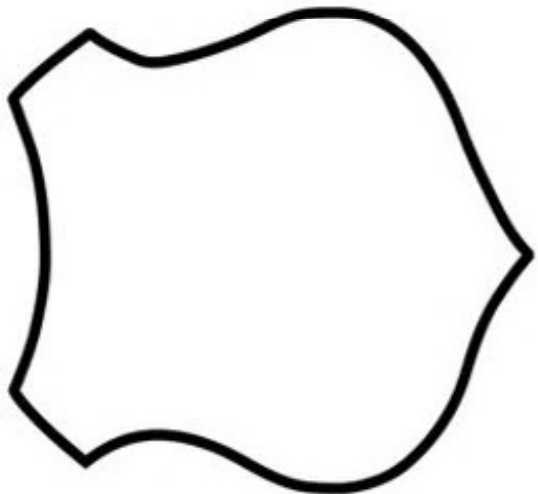
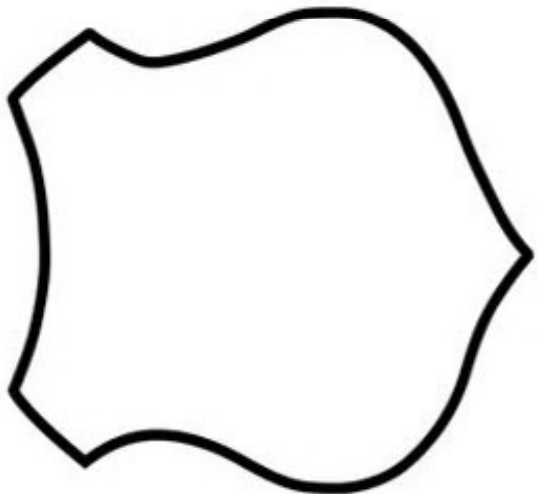
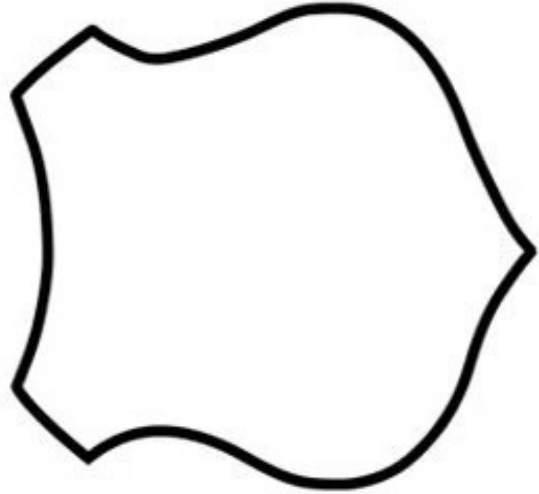
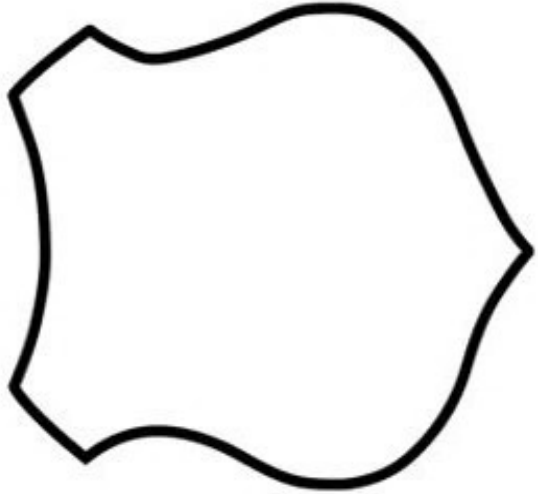
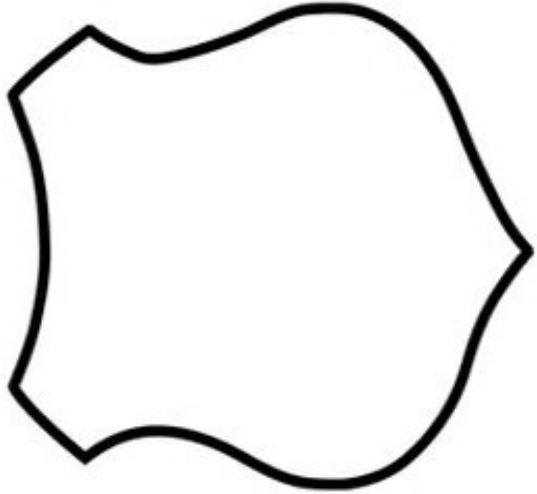
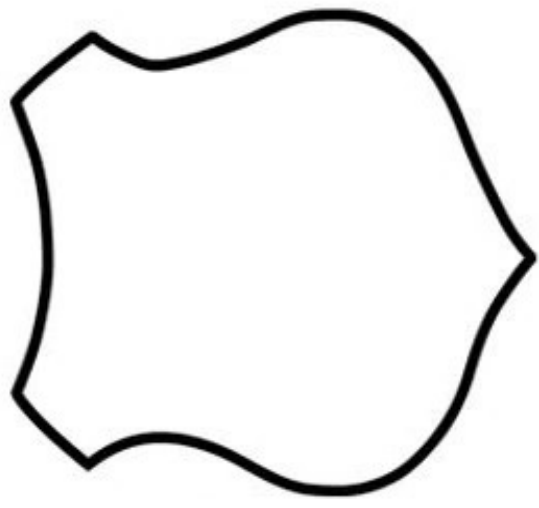
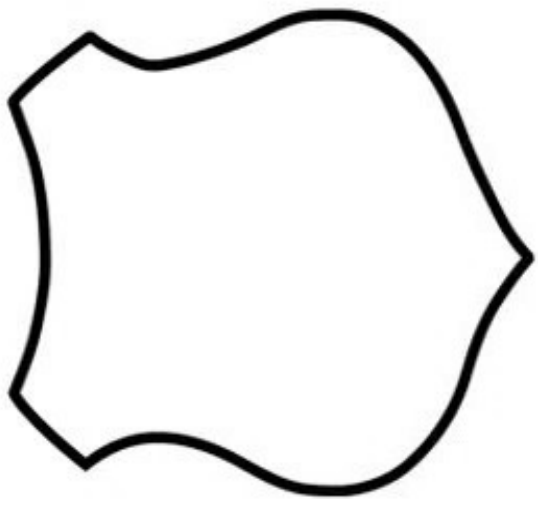
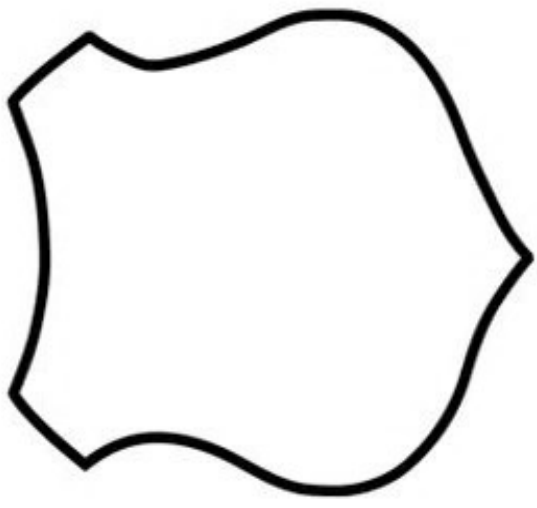


Instructions:

If badges are not cut out from the sheet, cut them out first.

Design the badge using crayons, markers and pencils.

Once the badge is completed, on the back side attach a safety pin with a piece of tape so that the badge can be worn.



Looking for Truth Opening

Cub Scout #1: Detectives are out there looking for new clues and looking for what is truth.

Cub Scout #2: We can always be looking for truth.

Cub Scout #3: We can start by making sure that people can trust us.

Cub Scout #4: That means that we need to be telling the truth and being honest and trustworthy.

Cub Scout #5: Trustworthy. The first point of the Scout Law.

Cubmaster or Den leader: Let's say the Scout Law together as we start our Cub Scout meeting.



Looking for Truth Opening (lines to read)

Cub Scout #1: Detectives are out there looking for new clues and looking for what is truth.

Cub Scout #2: We can always be looking for truth.

Cub Scout #3: We can start by making sure that people can trust us.

Cub Scout #4: That means that we need to be telling the truth and being honest and trustworthy.

Cub Scout #5: Trustworthy. The first point of the Scout Law.

The Four Cs Discussion

Materials:

4 C words (Clean, Careful, Considerate, Conservation-minded) printed on paper

Instructions:

1. Have Cub Scouts sit in a circle on the floor.
2. Tell the boys that today we're going to work on memorizing the OUTDOOR code. It is important that they remember that it is called the OUTDOOR code.
3. First off, run through the 4 C words in the Outdoor Code – clean, careful, considerate and conservation-minded. Show the small signs if needed. Say it again. Have them join you and have everyone say it together – many times. **“Clean, careful, considerate, conservation-minded.”** Have them say it as a group several times without using the cards.
4. Since we are learning the Outdoor Code it's really easy to add after the word clean, “in my outdoor manners” and after considerate we add, “in the outdoors.” Have the group say, the 4 C words, but add “in my outdoor manners” after clean and “in the outdoors” after considerate.
5. Now, go around the circle and have each boy say just the four words. If they aren't perfect, that's OK, we're going to keep trying.
6. Now we'll add the first part of the Outdoor Code. It's kind of like the Scout Oath. It goes, “As an American, I will do my best to...” Let's say those 4 C words together again. Then say them with the beginning added and with the “in my outdoor manners” added.
7. How fast can we say those 4 words? “Clean, careful, considerate, conservation-minded.” Say them again.
8. In the outdoors, what is something that we need to be careful with? Fire! So we add “with fire” after the word careful. Say it now together...

“As an American, I will do my best to...

Be clean in my outdoor manners.

Be careful with fire.

Be considerate in my outdoor manners and

Be conservation-minded.”

Say the Outdoor Code several times as a group and then ask “Who wants to say the Outdoor Code?” Go around the circle and give them each a chance to say it by themselves.

Clean


Careful

Considerate

**Conservation
-minded**

Oh, Deer!

Divide the Cub Scouts into two groups, “the deer” and “the needs of the deer” (water, food and shelter). There should be about twice as many needs as there are deer. Go over instructions and review hand signals with the entire group – food = hands over stomach, water = hands over mouth, shelter = hands above head like a roof.



Have the Cub Scouts form two lines opposite each other and approximately 20 feet from each other. Have them turn their backs so they can't see the other line. While turned away from each other, each of the Scouts needs to decide if they wish to be food, water or shelter. Each of the deer also decides which of the three needs they need. If a Cub Scout chooses food, he puts his hands on his stomach. If a Cub Scout chooses water, he puts his hands on his mouth. If a Cub Scout chooses shelter, he puts his hands above his head like a roof. The deer, while facing away from the needs, also chooses what their need will be by making the corresponding action for what they need.

When ready or on a signal from an adult leader, the Cub Scouts turn toward each other and the deer run towards the needs looking for a match to them. If a deer can find a match, the need is brought over to the deer line and becomes a deer. If a deer cannot find a match, he dies and becomes a need and joins the need line. The new groups repeat what they have just done changing, if they wish, what they are or need.

Do this enough times that a pattern emerges. The system should stabilize. Discuss what has happened and the balance of nature.

A Detective's Job Closing

Cubmaster or Den leader:

A detective's job is really to help people solve problems. But you don't need a magnifying glass or a fancy hat to do that.

Solving problems is sometimes as simple as listening to others and being a good friend. Sometimes it happens when you look for the good in people and show them kindness when they least expect it.

There is one thing you do need, though, before you can help people. You need for them to trust you. Being trustworthy is something you earn when you practice (like a detective) telling the facts as they really are—by telling the truth. A Scout is trustworthy, and I challenge you to be someone that others can trust.”

